

Wi-Fi可能範囲

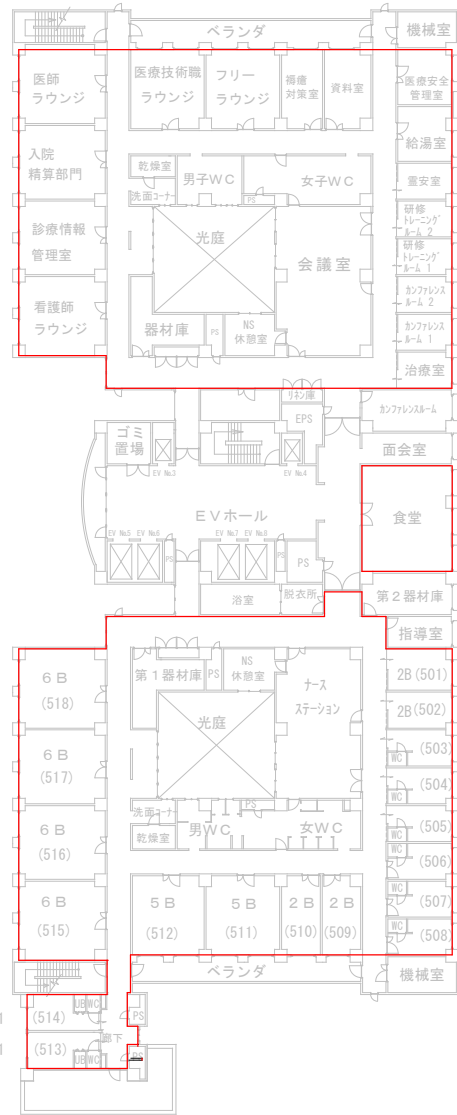
青森市民病院

2F平面図



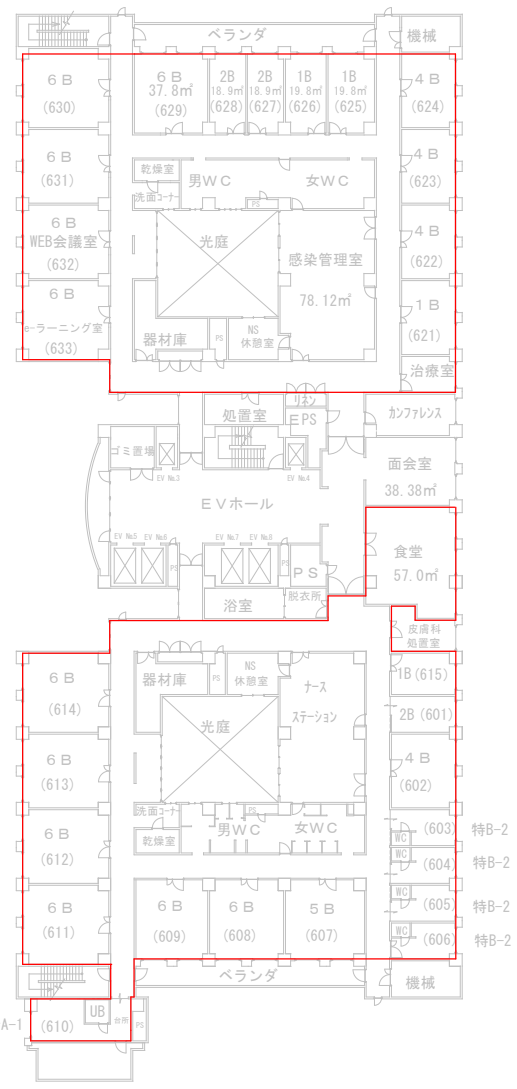


Wi-Fi可能範囲



Wi-Fi可能範囲

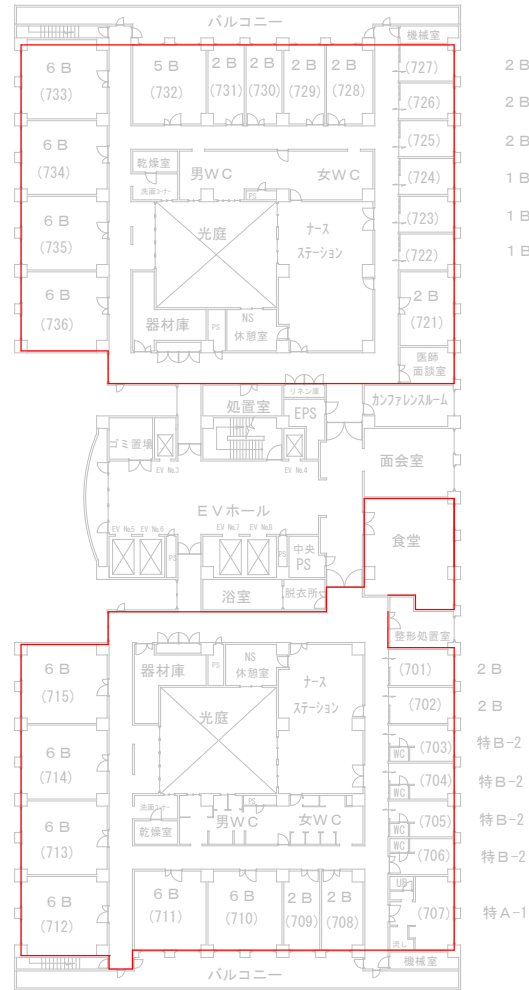




Wi-Fi可能範囲

A 3,200 B 5,700 C 5,700 D 5,700 E 5,700 F 5,700 G 4,000 H 5,700 I 8,500 J 6,500 K 8,300 L 6,000 M 6,800 N 6,800 O 6,000 P 6,000 Q 6,000 R 6,000 S 6,800 T

16 6,000
15 6,000
14 6,000
13 6,000
12 6,000
11 6,000
10 6,000
9 6,000
8 6,000
7 6,000
6 6,000
5 6,000
4 6,000
3 6,000
2 6,000
1 6,000
10,000
6,000



Wi-Fi可能範囲

3,200 A B 5,700 C D 5,700 E F 5,700 G H 4,000 I 5,700 J 8,500 K 6,500 L 8,300 M 6,000 N 6,800 O 6,800 P 6,000 Q 6,000 R 6,000 S 6,800 T

16
6,000
15
6,000
14
6,000
13
6,000
12
6,000
11
6,000
10
6,000
9
6,000
8
6,000
7
6,000
6
6,000
5
6,000
4
6,000
3
6,000
2
6,000
1
6,000
10,000